



iVascular[®]
therapies for living

angiolite

Sirolimus eluting coronary stent system



the DES we trust



www.ivascular.global



angiolute

innovative technology

QUALITY OF HEALING

High endothelialization due to fluorinated polymer


SPECIFICALLY DESIGNED WITH ALTERNATING LINKS

Homogeneous arterial coverage



Delivery system

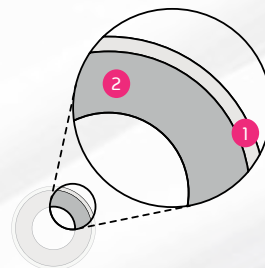
Very low entry profile



Advanced crimping technology



Multilayer balloon



- 1 Pebax: soft layer for cushion effect
- 2 Nylon: Reinforce inner layers

High durability hydrophilic coating

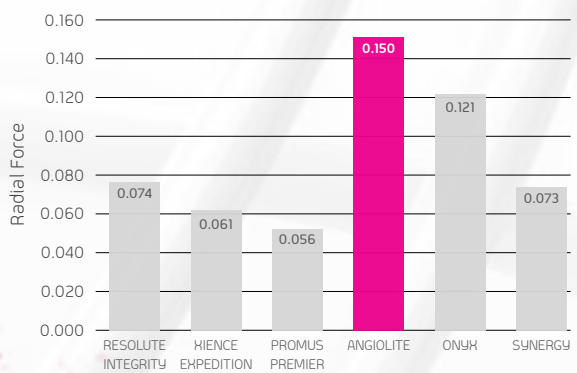


Proprietary formula



OPTIMAL RADIAL FORCE WITH MINIMAL RECOIL

Outstanding arterial support



"Data on file at iVascular SLU"



COATING INTEGRITY

Elasticity, cohesion and integrity



STRUT THICKNESS RANGE

Adapted to the need of the arteries

75 μm

Quality control



QSIX

Unique innovative technology that controls **100% of the stents**

* Diameters of 2, 2.25 and 2.50 mm




Innovative and advanced coating technology

iVascular has its own coating technology that ensures the integrity of Angiolite.

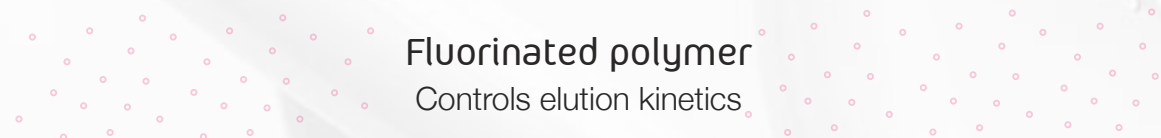
TransferWise



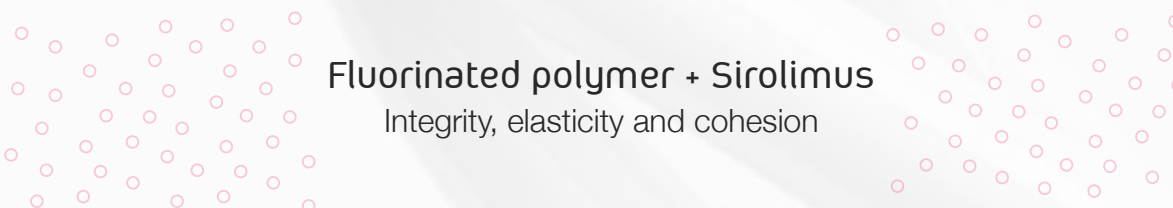
Nanodrops technology



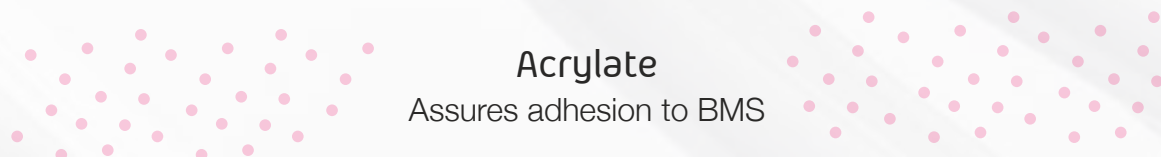
Fluorinated polymer
Controls elution kinetics



Fluorinated polymer + Sirolimus
Integrity, elasticity and cohesion



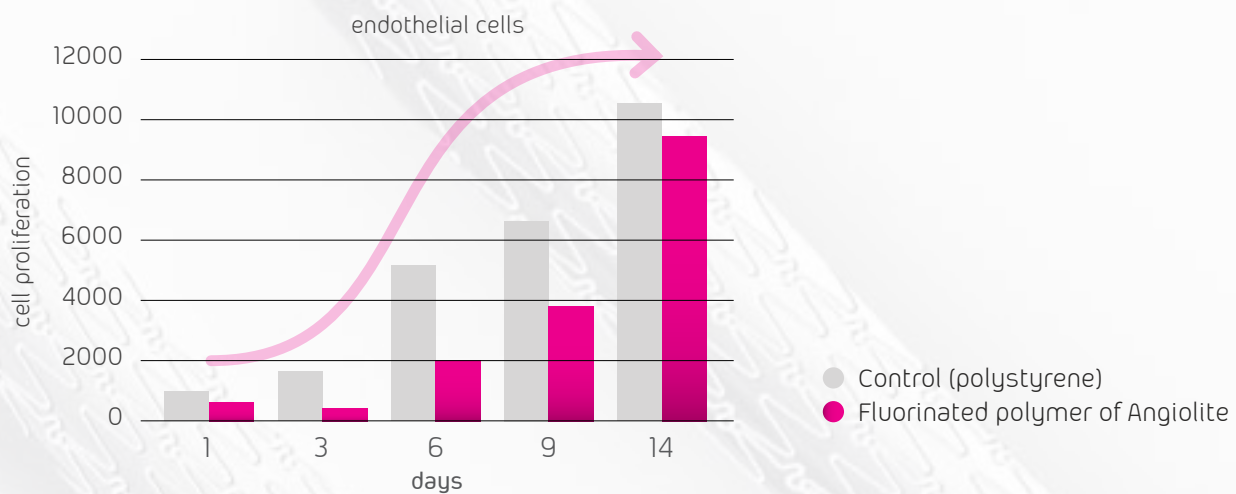
Acrylate
Assures adhesion to BMS



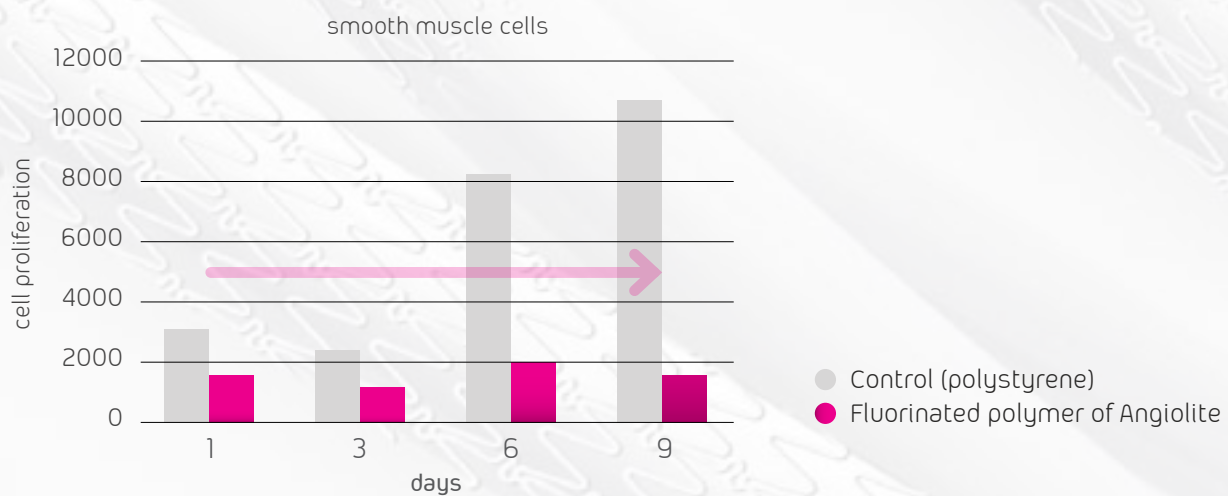
angiolute

the DES we trust

Allows endothelial growth



Restenosis prevention



Angiolite has a high quality of endothelization
due to the fluorinated polymer choice



iVasT

The iVascular Clin

ANCHOR study

24
month
follow up

The results of the ANCHOR study confirm the safety and efficacy of Angiolite for the treatment of patients with de novo lesions at 24-month follow up.

Angiographic results at 6 months

Late Lumen Loss
intra-stent
0.07_{mm}

Clinical outcomes

Target Lesion
Revascularization (TLR)
1%

Stent
thrombosis
0%

Angiolite demonstrates exceptional performance

* n = 103 patients
Data presented in TCT 2018

¹ published the results at 3 and 6 months of optical coherence tomography:
Rodés-Cabau J. Catheter Cardiovasc. Interv. 2018;91:435-443



Triam

nical Trial Program

12
month
follow up

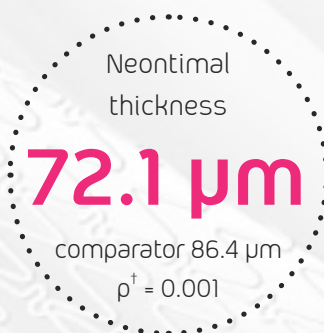
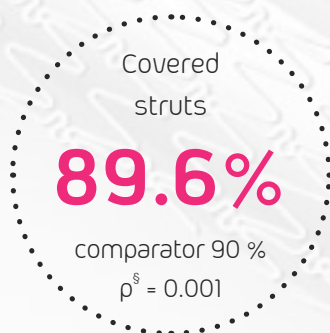
ANGIOLITE trial

Angiolite demonstrates non inferiority vs comparator[†] in terms of efficacy and safety**.

Angiographic results at 6 months



OCT outcomes



Angiolite is among the best of the new DES generation

** n = 223 patients
Data presented in TCT 2018

[†] Xience

[†] t-student of non inferiority test

[§] test Farrington-Manning score de no inferioridad

angiolite - Sirolimus eluting coronary stent system

angiolite features


- > **Rapid Exchange catheter (RX)**
- > Compatible with **0.014" guidewire**
- > Compatible with **5F guiding catheter**
- > Tip profile: **0.016"**
- > **2 radiopaque markers (Pt-Ir)**
- > Balloon material: **Nylon and Pebax**
- > **Semi-compliant** balloon
- > NP: **9-12 atm** | RBP = **16 atm** | ABP = **22 atm**
- > Stent material: **CoCr L605**
- > Strut thickness **75 µm - 85 µm**
- > Drug: **1.4 µg/mm² Sirolimus**
- > **Fluorinated polymer**

Product with CE mark, certified by Notified Body 0318

Stent diameter (mm)	Effective catheter length: 142 cm									
	Stent length (mm)									
	9	14	16	19	24	29	34	39	44	49
2.00	SCCDSR14150200009	SCCDSR14150200014	SCCDSR14150200016	SCCDSR14150200019	SCCDSR14150200024	SCCDSR14150200029	SCCDSR14150200034	SCCDSR14150200039	-	-
2.25	SCCDSR14150225009	SCCDSR14150225014	SCCDSR14150225016	SCCDSR14150225019	SCCDSR14150225024	SCCDSR14150225029	SCCDSR14150225034	SCCDSR14150225039	-	-
2.50	SCCDSR14150250009	SCCDSR14150250014	SCCDSR14150250016	SCCDSR14150250019	SCCDSR14150250024	SCCDSR14150250029	SCCDSR14150250034	SCCDSR14150250039	SCCDSR14150250044	SCCDSR14150250049
2.75	SCCDSR14150275009	SCCDSR14150275014	SCCDSR14150275016	SCCDSR14150275019	SCCDSR14150275024	SCCDSR14150275029	SCCDSR14150275034	SCCDSR14150275039	SCCDSR14150275044	SCCDSR14150275049
3.00	SCCDSR14150300009	SCCDSR14150300014	SCCDSR14150300016	SCCDSR14150300019	SCCDSR14150300024	SCCDSR14150300029	SCCDSR14150300034	SCCDSR14150300039	SCCDSR14150300044	SCCDSR14150300049
3.50	SCCDSR14150350009	SCCDSR14150350014	SCCDSR14150350016	SCCDSR14150350019	SCCDSR14150350024	SCCDSR14150350029	SCCDSR14150350034	SCCDSR14150350039	SCCDSR14150350044	SCCDSR14150350049
4.00	SCCDSR14150400009	SCCDSR14150400014	SCCDSR14150400016	SCCDSR14150400019	SCCDSR14150400024	SCCDSR14150400029	SCCDSR14150400034	SCCDSR14150400039	SCCDSR14150400044	SCCDSR14150400049
4.50	-	SCCDSR14150450014	SCCDSR14150450016	SCCDSR14150450019	SCCDSR14150450024	SCCDSR14150450029	SCCDSR14150450034	SCCDSR14150450039	-	-

The availability of each reference for the sale is linked to the authorization of commercialization in the country of destination

Distributed by:



Manufactured by:

Life Vascular Devices Biotech S.L
www.ivascular.global
info@ivascular.global

MPS1111 Ed. 7 Sep 2020